


Responsibility

Our Young Kindness in the Classroom lessons teach kindness skills through a combination of literacy, math and science, citizenship, and music/movement activities that allow our youngest students a chance to explore difficult abstract concepts through a variety of concrete opportunities.

This unit is the third of our six-unit series, which lasts six months. If your school operates year-round, there is a second six-month cycle that will cover the same concepts, but at a higher level. The focus at this young age is exposure to basic levels of inclusiveness and ample time to practice skills related to this concept.



Overview of Responsibility Unit

This packet contains everything you will need to complete this four-week unit. This is broken down into three core components:

- **Unit Overview** This includes a snapshot of everything covered in the following four learning domains:
 - **Literacy** There are four read-alouds PLUS activities and printables
 - **Math/Science** Counting, Patterns, Experiments, etc.
 - **Citizenship/Social Studies** Our themed RAK character will take students through community-based RESPONSIBILITY activities
 - **Music & Movement** Rhymes, fingerplays, chants, etc. to reinforce RESPONSIBILITY
 - ONE **PROJECT** IS ALSO INCLUDED EACH WEEK!

- **Weekly Plans** Each week includes all 4 domains and covers the following themes:
 - Week 1: **Responsibility, Family**
 - Week 2: **Responsibility, Chores, Kindness**
 - Week 3: **Responsibility, Kindness**
 - Week 4: **Responsibility, Community Helpers, Jobs**

- **Printables** Each learning domain includes at least one printable to help reinforce the concept and practice basic fine and gross motor skills. The RESPECT unit includes the following:
 - R is for RESPONSIBILITY coloring sheet (**Literacy**)
 - Sorting by Attributes (**Math**)
 - Chore Sequencing (**Science**)
 - Responsible Reya Stories (**Citizenship**)
 - Song Sheets (**Music & Movement**)
 - **And more..!**

Responsibility

RAK Concept: Responsibility	Read Aloud/ Literacy	Math/Science	Social Studies/ Citizenship	Music & Movement
<p>Week 1</p> <p><i>Themes:</i> Responsibility, Family</p> <p>PROJECT: FamilyHelpers</p>	<p><i>The Emperor's Egg</i> by Martin Jenkins https://youtu.be/S3-nT9Y-Uv8</p>	<p>Chore Sequencing</p>	<p>New Chore Chart</p>	<p>The Toys on the Floor Song</p>
<p>Week 2</p> <p><i>Themes:</i> Responsibility, Chores, Kindness</p> <p>PROJECT: Shoe Lacing Craft</p>	<p><i>Laundry Day</i> by Jessixa Bagley https://youtu.be/qPhJ46D2QIQ</p>	<p>Similar Attributes- Shoes</p>	<p>Laundry Day</p>	<p>Match the Socks Song</p>
<p>Week 3</p> <p><i>Themes:</i> Responsibility, Kindness</p> <p>PROJECT: School Cleanup</p>	<p><i>What if Everybody Did That?</i> by Ellen Javernick https://youtu.be/GWm2WXZic1k</p>	<p>Comparing Snack Waste</p>	<p>Clean up Neighborhood</p>	<p>C-L-E-A-N Song</p>
<p>Week 4</p> <p><i>Themes:</i> Responsibility, Community Helpers, Jobs</p> <p>PROJECT: My Dream Job</p>	<p><i>When I Grow Up</i> by Al Yankovic https://youtu.be/CEmTMTt9ujl</p>	<p>This vs. That- Community Helpers</p>	<p>Community Helpers Tour</p>	<p>What is My job? Song</p>

Responsibility Week 1

Theme: Responsibility, Family

Book of the Week: *The Emperor's Egg* by Martin Jenkins

Materials: Book of The Week, table setting materials, Responsible Reya Script, Chore Pledge Sheet (see below)

Literacy



Share

Read *The Emperor's Egg* by Martin Jenkins

Read Aloud Link: <https://youtu.be/S3-nT9Y-Uv8>

Together, discuss chores and responsibilities at home. What are YOU responsible for in the morning? After you get home from school? Before bed?

Math & Science



Inspire

Chore Sequencing Race

Gather the following items from your kitchen area (or bring from home if needed): Placemat, Cup, Fork, Knife, Plate, and Food. Show the class how to set the table with these items. Leave the example in front of you and mix up a table setting station in the middle of circle time. Call students up 2 to 3 at a time and have them “set the table”. If they get confused, have the class remind them what needs to happen next.

Citizenship & Social Studies



Empower

Introduce Reya the Responsible Horse. Reya is very responsible which means people can count on her! Whenever we see Reya, we will think about RESPONSIBILITY and how we can be responsible too. **Read Part 1 of the RESPONSIBLE REYA script located at the end of this unit.**

Music & Movement



Reflect

Using the Sing-Along sheet at the end of the unit, say the following rhyme:

The Toys on the Floor

by Pam Molnar

(Sing to the tune of The Wheels on the Bus)

The Legos on the floor go in the bin, in the bin, in the bin.

The Legos on the floor go in the bin,

Look! It's almost clean.

(Other verses could include):

The books on the floor go on the shelf

The crayons on the floor go in the box

The clothes on the floor go in the hamper

The shoes on the floor go on the rack

OPTIONAL PROJECT



Project

Family Helpers

As a class, create a list of all the different ways students can help their families at home. Look for common themes and narrow down the list to 2-3 options. Using the pledge sheet below, have students commit to completing one chore at home for the rest of the week. Encourage them to take their pledge sheet home and hang it up to remind themselves to be RESPONSIBLE every day!

Responsibility Week 2

Theme: Responsibility, Chores, Kindness

Book of the Week: *Laundry Day* by Jessixa Bagley

Materials: Book of the Week, Responsible Reya Script, shoes, cardstock/cardboard, markers, hole punch, 2 colors of string

Literacy



Share

Read *Laundry Day* by Jessixa Bagley

Read Aloud Link: <https://youtu.be/qPhJ46D2QIQ>

As a class, discuss all the different ways laundry is done at home. Do you wash and dry your clothes in a machine? Do you hang them up outside? Do you go to a laundromat? Does someone come to help you clean them?

Math & Science



Inspire

Attribute Hunt

Have students take off their shoes and place them in a large pile in the middle of the floor. (Can use coats or doll clothing if desired). Call on 2-3 students and assign them an attribute (color, size, with shoelaces, etc.) Have them find shoes that fit in that category and line them up. Have the class examine their shoes and then discuss what they have in common. Throw the shoes back in and repeat with a new attribute!

Citizenship & Social Studies



Empower

Bring REYA THE RESPONSIBLE HORSE to circle time. Reya always shows responsibility. Whenever we see Reya, we think of being reliable to do what is expected or required of us. Let's see how Reya has shown responsibility today. **Read Part 2 of the RESPONSIBLE REYA script.**

Music & Movement



Reflect

Using the Sing-Along sheet at the end of the unit, sing the following song:

Match the Socks

Original Author Unknown

(Sing to the tune of Are you Sleeping?)

Where's the blue sock?

Where's the blue sock?

It's right here. It's right here.

Roll it in a ball and tuck the socks together.

One match found.

One match found.

OPTIONAL PROJECT



Project

Shoe Lacing Craft

Using the template below as a guide, trace a shoe on a piece of cardstock (or cardboard) for each student and have them decorate their shoe with markers. Use a hole punch to punch holes out of the "shoe". Tie two different colors of string together and put the string through the top holes.

Demonstrate how to thread the strings through the hole, crossing over, left to right. The different colored string helps them to see the pattern when lacing. If desired, show them how to tie the shoe as well!

Responsibility Week 3

Theme: Responsibility, Kindness

Book of the Week: *What if Everybody Did That?* by Ellen Javernick

Materials: Book of the Week, Responsible Reya Script, Sing-Along Sheet, puzzles

Literacy



Share

Read *What if Everybody Did That?* by Ellen Javernick

Read Aloud Link: <https://youtu.be/GWm2WXZic1k>

Look back in the book and highlight all of the poor choices the boy made.

What should he do? How can we be RESPONSIBLE in our community?

Math & Science



Inspire

Comparing Snack Waste

Choose a simple snack and present it in 3 different ways to show how much waste there can be. If possible, provide each student with each type of snack so you can see just how much waste is produced from each example. (Zero waste with fresh apples, 1 bag for apple chips shared, 15 little bags with individual snack packs of apple chips). It is our RESPONSIBILITY to clean up our waste. Sometimes we produce a little and other times we produce A LOT.

Citizenship & Social Studies



Empower

Bring REYA THE RESPONSIBLE HORSE to circle time. Reya always shows responsibility. Whenever we see Reya, we remember to do the things people expect us to do. Let's see how Reya has been responsible today. **Read Part 3 of the RESPONSIBLE REYA script.**

Music & Movement



Reflect

Using the Sing-Along sheet at the end of the unit, sing the following song

C-L-E-A-N

By Pam Molnar

(Sing to the tune of B-I-N-G-O)

There was a boy who made a mess
and Mommy said to clean up
C-L-E-A-N, C-L-E-A-N, C-L-E-A-N,
And Mommy said to clean up.

OPTIONAL PROJECT



Project

School Clean Up

As a class, leave your classroom and go into the school and out onto the playground to clean up. Remind them that clean-up includes picking up trash, putting away toys, and inspiring others to do the same!

Responsibility Week 4

Theme: Diversity, Inclusiveness

Book of the Week: *When I Grow Up* by Al Yankovic

Materials: Book of The Week, Responsible Reya Script

Literacy



Share

Read *When I Grow Up* by Al Yankovic

Read Aloud Link: <https://youtu.be/CEmTMt9ujl>

Discuss Community Helpers in your neighborhood/city. Who helps us when we are hurt? When there is a fire? When our pipes break?

Math & Science



Inspire

This or That- Community Helpers

Explain how to play THIS or THAT: The teacher states two community helpers (doctor or fireman?) If you would rather do the first job, go to the front of the room. If you would rather do the second job, go to the back of the room.

Practice several times before using the handout below. Remind students that their choices may not match others, and that's ok!

Citizenship & Social Studies



Empower

Talk with REYA THE RESPONSIBLE HORSE about how much your class has learned about responsibility. Reya always shows responsibility. Whenever we see Reya, we think about being reliable to do the things that are expected or required of you. Even though this is our last week of responsibility, Reya will stay with us this year to remind us to always be welcoming. **Read Part 4 of the RESPONSIBLE REYA script below.**

Music & Movement



Reflect

Using the Sing-Along sheet at the end of the unit, sing the following song;

What is My Job?

by Anonymous

Sung to: "Are you sleeping?"

What is my job? What is my job?

Can you guess? Can you guess?

I help people get well.

I help people get well.

Who am I? Who am I?

Other verses: I can fix the water pipes. I deliver letters. I make tasty meals for you. I keep your pets healthy. I can teach you new things. I can help if you get lost.

OPTIONAL PROJECT




Project

My Dream Job!

Using the template below, have each student draw themselves in their dream job! It can be any job we've learned about OR any job you can think of! Think about what uniform they wear, what tools they need, and how they get around (car, ship, bike, etc.). After they are done with their art, have them dictate their dream job while you write their words down verbatim.

RESPONSIBLE REYA Script- PART 1

Meet Reya! Reya is a RESPONSIBLE horse! She lives on the Kindness Farm with Raphael the Respectful Dog, Chloe the Caring Cat, Harry the Honest Hen, and Isaac the Inclusive Cow. Reya's main job is to be **responsible**, which means **being reliable to do what is expected or required of you**. This means that we do what we know someone else wants or needs us to do - like walking quietly in the hallway or hanging up our jackets when we get to school. What would happen if we ran in the hallway or left our stuff lying around all over the classroom? ***Invite student responses**. That's right! It would be loud and messy, and people might get hurt if we are rowdy in the hallways. Class, what are some of the responsibilities we have here in our classroom? What do I expect or require of you? ***Invite student responses**. Good! Now, what do you think **my** responsibilities are as your teacher? ***Invite student responses**. Great! We all have important responsibilities in this classroom that make it a fun, safe, healthy place to learn! Reya has some responsibilities on the farm, too. Reya says it is her job to make sure the gates are locked at night and unlocked in the morning. She carries Mr. Farmer around the farm, so he can check that everyone has enough food and water. She also works with Isaac to make sure all new animals feel welcomed and have all of the supplies they need to be comfortable on the farm. What kindness concept have we learned about that makes people feel welcomed and that they belong? ***Invite student responses - looking for "Inclusiveness" though any concept could apply**. Great! Isn't it neat to see how our kindness concepts work together? As we go through this week, we'll learn more about Responsibility from Reya.



RESPONSIBLE REYA Script- PART 2

Hello, Reya! Great to see you again! We are learning so much about responsibility from you. Class, Reya says today is laundry day on the farm. Did you know they did laundry on the farm? They do! Mr. Farmer washes all of his clothes, of course, but the horses also need to wash their saddle blankets. Have you ever seen a horse do laundry before? It's a big job! Reya collects all of the blankets from the stalls and first shakes them to get all of the dust and dirt out. Let's practice that - shake your hands really fast! Get that dust out! ***Have students shake their hands**. Good! Next, Reya carries the blankets to a large tub of warm, soapy water. She dunks the blankets up and down in the tub and rubs them together. Let's try that now. Move your arms up and down in a pumping motion in front of you like you are dunking clothes in a laundry tub. ***Have students pump their arms**. Next, she rings all the water out of the blankets. Can you do that? ***Have students make a ringing motion by making two fists and twisting them in opposite directions**. Good! Then Reya shakes them out again and hangs them up on the clothesline. She carefully pins each blanket so it won't blow off in the wind. Can you practice hanging up blankets on an imaginary clothesline? ***Have students pretend to hang clothes up and pin them**. Wow! That was a big job! It's important to be responsible and take care of your laundry, though, so you have clean clothes to wear. Do any of you have laundry responsibilities at home? Who helps you take care of your clothes? ***Invite student responses**. Thank you, Reya, for helping us learn about being responsible with our laundry!

RESPONSIBLE REYA Script- PART 3

Welcome back, Reya! What new and exciting things have been going on at the farm this week? ***Pretend Reya whispers in your ear.** Oh wow! That IS exciting! Class, Reya said that this week is Farm Clean-up Week! This means that she and the other animals each have special responsibilities to pick up the farm. Reya's job was to sweep the horse stalls using her long tail! Reya, what jobs do the other animals have? ***Pretend Reya whispers in your ear.** Oh neat! Class, Reya said the pigs had to mop the barn floor (since they usually track in the most mud!), the chickens used their beaks to pick up any papers or other pieces of garbage that may have blown out of the garbage cans, and the cows and goats "mowed" the grass by grazing all over the farm. After a day of hard work, the farm looked fantastic! It's good to take time to clean the spaces we live, work, and play. What kinds of cleaning chores do you have here at school or at home? ***Invite student responses.** How does it feel to have a nice clean space? ***Invite student responses.** Yes - it feels good when we are responsible and keep our space neat and tidy. It makes it easy to find things, keeps us healthy by eliminating germs, and shows that we respect and care for our things. Sometimes it can feel like a lot of work to do chores, but it is a kind and responsible thing to do!

RESPONSIBLE REYA Script- PART 4

Hello Reya! Great to see you again! Though, Reya, we are a little sad today. This is our last week with you! You have done such a great job teaching us more about responsibility. Thank you! Class, can we all shout "THANK YOU" to Reya? ***Invite students to yell "THANK YOU!"** Before we finish our last week, Reya wanted to share more about responsibility on the Kindness Farm. We all know that Mr. Farmer and all of the animals have special responsibilities - things they are expected to do. But there are other people who also have special jobs and responsibilities on the farm. Reya says that there are some community helpers who are very important to the Kindness Farm. First, there is Doctor Maya who is a veterinarian. Have any of you heard of a veterinarian? ***Invite student responses.** Right! A veterinarian is a doctor just for animals. Dr. Maya visits the Kindness Farm to make sure all of the animals are feeling healthy and strong, and if any of the animals is not feeling well, she helps them feel better! Sam the Store Owner is also a community helper who visits the farm. Sam owns a local farm and feed store in town where Mr. Farmer buys pellet food for the chickens and big blocks of salt for Reya and Isaac to lick (did you know that cows and horses like to lick big blocks of salt?!) Cassie the Co-op Manager is also a special community helper who Mr. Farmer works with. She buys Mr. Farmer's chicken eggs and sells them in the food co-op to people who live in their community. Everyone loves buying eggs that came from the Kindness Farm! I know I would! You see, there are many people who help make the Kindness Farm really special. Think about all of the helpers who make our school and community special places. We need everyone in our community to work together. Next time you see or recognize someone helping make our school or community special, give them a big smile and thumbs up. Let's practice that now. Everyone give Reya a big thumbs up and smile! Thank you, Reya!



The Toys on the Floor

by Pam Molnar

(Sing to the tune of The Wheels on the Bus)

**The Legos on the floor go in the bin,
in the bin,
in the bin.**

**The Legos on the floor go in the bin,
(scoop up Legos)**

Look! It's almost clean.

Repeat with other verses such as:

The books on the floor go on the shelf.

The crayons on the floor go in the box.


The clothes on the floor go in the hamper.

The shoes on the floor go on the rack

FAMILY HELPER PLEDGE

Directions: Choose 1 chore to complete at home this week. Think about the 3 ideas we came up with as a class. Draw a picture of your chosen chore! Remember, you are taking the pledge to do it EVERY DAY! Hang it up on your wall, your door, or even your refrigerator so you won't forget!

I, _____ pledge to:
(Write name here)



RANDOM ACTS OF KINDNESS
FOUNDATION®



Match the Socks

Original Author Unknown

(Sing to the tune of Are you Sleeping?)

Where's the blue sock?

Where's the blue sock?

It's right here.

It's right here.

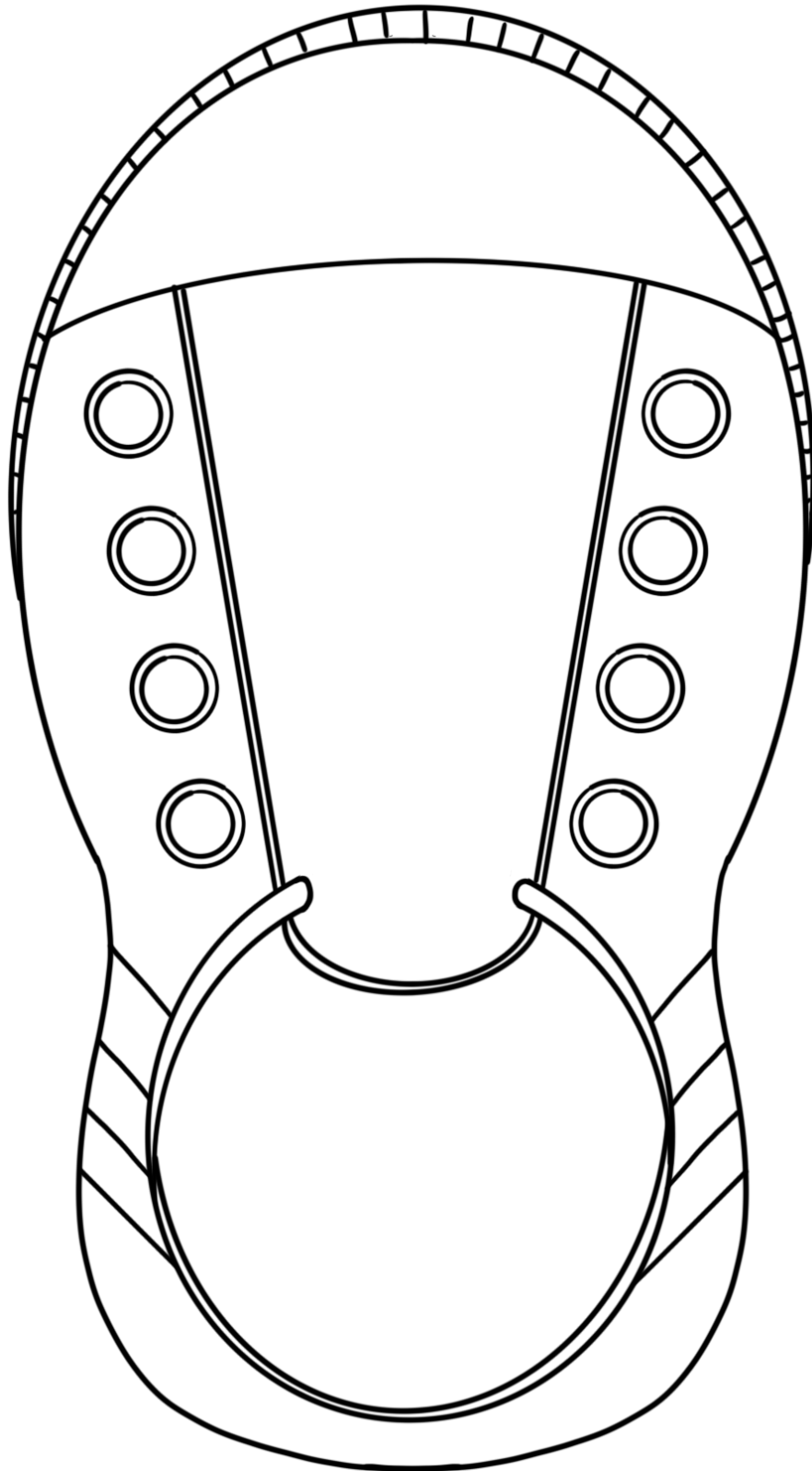
Roll it in a ball and tuck the socks together.

One match found.

One match found.

(Repeat with other colors)

Directions: Have each student decorate and cut out the shoe below. Punch holes in the shoe, tie two strings together and demonstrate how to lace the shoe. If desired, show them how to tie the shoe as well.





C-L-E-A-N

By Pam Molnar

(Sing to the tune of B-I-N-G-O)

**There was a boy who made a mess
and Mommy said to clean up**

(or DADDY, TEACHER, GRANDMA, etc.)

C-L-E-A-N,

C-L-E-A-N,

C-L-E-A-N,

And Mommy said to clean up.

For subsequent verses:

Pick up a toy in place of the letter C,
then C-L and so on until finished!



What is My Job?

by Anonymous

Sung to: "Are you sleeping?"

What is my job?

What is my job?

(Put your arms up and make a questioning face)

Can you guess?

Can you guess?

(Put your hand on your chin and think)

I help people get well.

I help people get well.

(Put your hand on your forehead)

Who am I?

Who am I?

(Look at each other, then shout out answers!)

Other verses:

I can fix the water pipes.

I deliver letters.

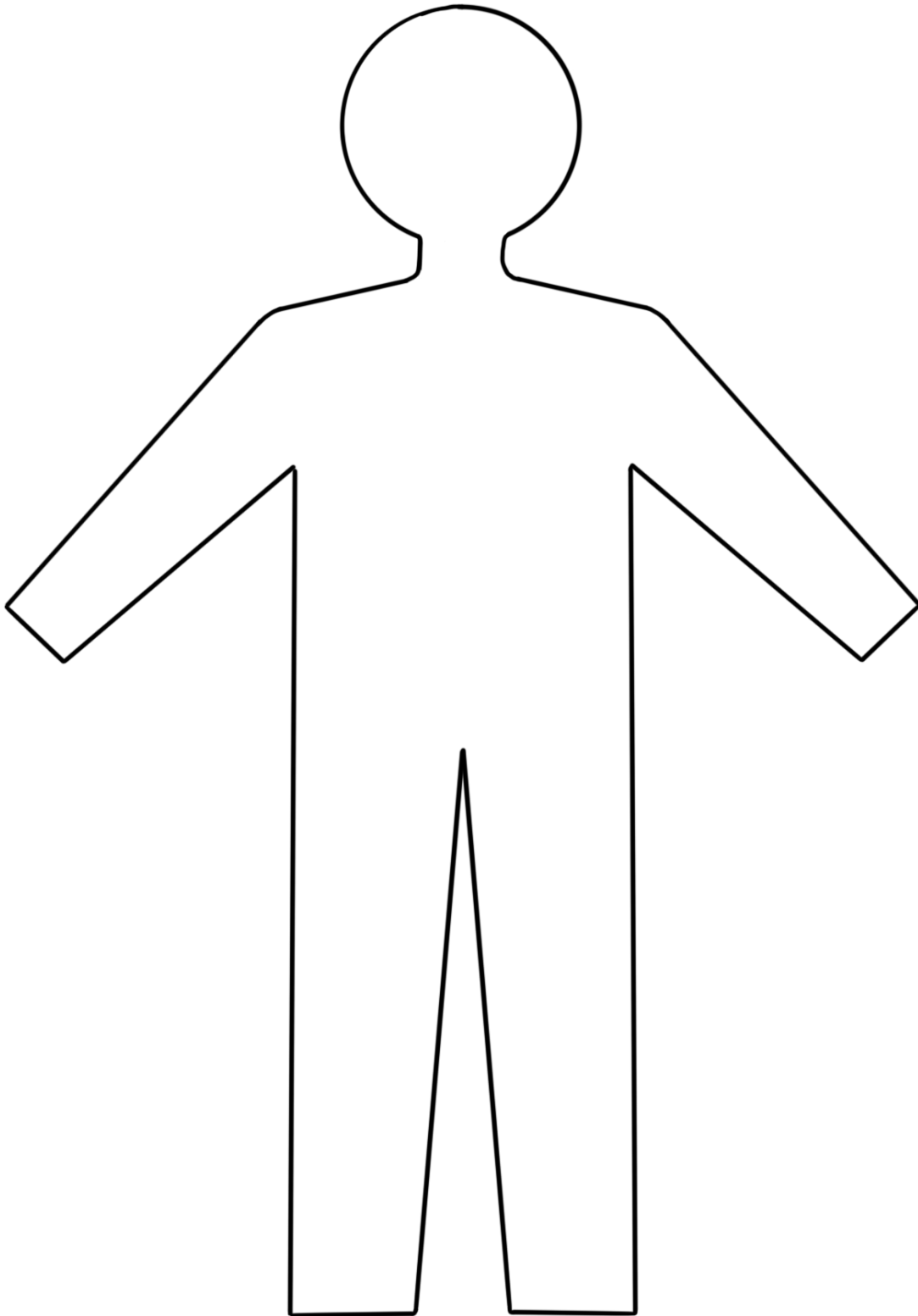
I make tasty meals for you.


I keep your pets healthy.

I can teach you new things.

I can help if you get lost.

Directions: Have each student draw themselves in their dream job! What will you do? What do you need to wear? What tools will you need? How will you get around? After they are done drawing, ask them to explain their job and write their answers word for word on the back of this paper.





'R' is for Responsibility